

# AIRUS®

GreatWhite Global Pvt. Ltd.  
13th Floor, B-Wing, Peninsula Business Park,  
Senapati Bapat Marg, Lower Parel (W),  
Mumbai 400 013.  
Tel: (022) 3003 6565  
F: (022) 3003 6564,

E-mail: [care@great-white.in](mailto:care@great-white.in)  
Toll free : 1800 300 25252  
WhatsApp No : 90048 30879



GREAT SERVICE • GREAT CARE

AIRUS®



*Flying wali feeling*

## Welcome to the world of **Great!**

We were thrilled with GreatWhite's vision of providing an extraordinary lifestyle and were fascinated by the revolutionary products that the brand has developed in the home electrical space. The brand has redefined the meaning of comfort with solutions that are not only innovative but at the same time environmentally friendly too. The idea of creating a comfortable lifestyle with a sustainable environment is the true meaning of luxury and this enticed us for the association with the brand.

With this association as brand ambassadors of GreatWhite, we feel privileged to promote luxury and comfort to consumers across the globe. The world is changing and we believe the need for convenience and safety is the need of the contemporary world. The brand's philosophy of providing a better life with innovative and ultra-modern solutions resonates with our personality. Moreover, the commitment towards work and relentless efforts to create products of exceptional quality and standards sync with our belief.

We welcome you to this journey of luxury, indeed to a journey of Great.

*Tiger Shroff*  
Tiger Shroff

*Malavika*  
Malavika Mohanan



*A saga of*

LUXURY,  
INNOVATION &  
PERFORMANCE



For over five decades, GreatWhite has redefined home electricals, bringing comfort, luxury and innovation to millions of homes. From modern switches and efficient switchgear to energy-saving LEDs and smart home automation, we've consistently delivered excellence.

Now, we proudly introduce GreatWhite Fans—a range of ceiling, table, pedestal, wall, ventilation and exhaust fans, crafted with cutting-edge technology and premium materials. Designed for long-term reliability and performance, our fans seamlessly blend form and function.

Driven by innovation and quality, GreatWhite transforms everyday living. Experience a new standard in home solutions with us.

**GreatWhite**  
Electricals


HOME IS WHERE  
COMFORT MEETS CARE.

To elevate your space, GreatWhite introduces the

**AIRUS**<sup>®</sup> Series,

Featuring Ceiling, Table, Wall, Exhaust, Ventilation and Pedestal fans. Known for our innovative switches, LEDs, smart home automation and switchgear, we now bring you fans that combine aesthetic style and superior performance. Thoughtfully designed, Airus fans are more than appliances—they're integral to your décor. Experience the perfect balance of form and function with the

*Flying  
wala feeling*



#### FEATURES


- Liquid Metallic Paint
- Low Heat Emission
- 100% Copper Winding
- Saves More Than 65% Electric Energy
- High Speed Motor
- Compatible With Remote
- Superior Air Delivery

#### REMOTE FEATURES

- Adjustable Fan Speed Range From 1 To 6
- Boost Fan Speed
- Auto Switch Off Mode With Timer
- Four Operational Modes - Breeze Mode, Smart Mode, Reverse Mode, Sleep Mode



SWEEP	WATTAGE	SPEED	AIR DELIVERY
1200 MM	32 W	385 RPM	210 CMM




#### FEATURES

- Liquid Metallic Paint
- Low Heat Emission
- 100% Copper Winding
- Saves More Than 65% Electric Energy
- High Speed Motor
- Compatible With Remote
- Superior Air Delivery

#### REMOTE FEATURES

- Adjustable Fan Speed Range From 1 To 6
- Boost Fan Speed
- Auto Switch Off Mode With Timer
- Four Operational Modes - Breeze Mode, Smart Mode, Reverse Mode, Sleep Mode



SWEEP	WATTAGE	SPEED	AIR DELIVERY
1200 MM	32 W	385 RPM	210 CMM



#### FEATURES

- Hi-Speed Performance With Maximum Airflow
- Exceptional Energy Saving
- Double Ball Bearing Mechanism For Smooth Operation
- Dynamically Designed Blades For Superior Airflow
- Longer Life For Lasting Comfort
- Consistent And Trouble-Free Performance



SWEEP	WATTAGE	SPEED	AIR DELIVERY
1200 MM	32 W	385 RPM	210 CMM



#### FEATURES

- Superior Liquid Metallic Color Finish
- Great Aesthetics And Styling
- High Performance Even At Low Voltage
- Designed To Compliment Modern Interiors
- High-Efficiency Motor With Double Ball Bearing
- Unique Designer Blade For Superior "Corner To Corner" Airflow
- Dynamically Balanced Blades Designed For Superior Air Delivery



SWEEP	WATTAGE	SPEED	AIR DELIVERY
1200 MM	50 W	400 RPM	225 CMM



- 100% COPPER
- DOUBLE BALL BEARING
- LOW HEAT EMISSION
- DYNAMICALLY BALANCED
- SUPERIOR AIR DELIVERY
- ENERGY SAVER

## FEATURES

- Great Value For Money
- Low Power Consumption
- Liquid Paint Finish
- Double Ball Bearing
- High Air Delivery
- Aerodynamic Blades



**24 MONTHS**  
WARRANTY

SWEEP	WATTAGE	SPEED	AIR DELIVERY
1200 MM	50 W	400 RPM	210 CMM



- HIGH SPEED
- DOUBLE BALL BEARING
- POWDER COATED

## FEATURES

- Exotic Rich Looks With Modern Styling
- Contemporary Elegant Design
- Superior Air Delivery
- High Performance Even At Low Voltage



**24 MONTHS**  
WARRANTY

SWEEP	WATTAGE	SPEED	AIR DELIVERY
1200 MM	50 W	400 RPM	215 CMM



## EVO PRO MAX

CEILING FAN



HIGH SPEED



DOUBLE BALL BEARING



DYNAMICALLY BALANCED



ENERGY SAVER



SUPERIOR AIR DELIVERY



POWDER COATED

### FEATURES

- Hi-Speed Performance With Maximum Airflow
- Exceptional Energy Saving
- Double Ball Bearing Mechanism For Smooth Operation
- Dynamically Designed Blades For Superior Airflow
- Longer Life For Lasting Comfort
- Consistent And Trouble-Free Performance




White

Bianco

Brown



SWEEP	WATTAGE	SPEED	AIR DELIVERY
1200 MM	50 W	400 RPM	210 CMM



## EVO MAX

CEILING FAN



HIGH SPEED



DOUBLE BALL BEARING



DYNAMICALLY BALANCED



ENERGY SAVER



SUPERIOR AIR DELIVERY



POWDER COATED

### FEATURES

- Hi-Speed Performance With Maximum Airflow
- Exceptional Energy Saving
- Double Ball Bearing Mechanism For Smooth Operation
- Dynamically Designed Blades For Superior Airflow
- Longer Life For Lasting Comfort
- Consistent And Trouble-Free Performance



White

Bianco

Brown



SWEEP	WATTAGE	SPEED	AIR DELIVERY
1200 MM	50 W	400 RPM	210 CMM
900 MM	50 W	450 RPM	130 CMM
600 MM	60 W	850 RPM	110 CMM



# V1

EXHAUST FAN



# V1 HS

EXHAUST FAN



# V2

VENTILATION FAN



POWERFUL MOTOR WITH  
HIGH-GRADE COPPER



HIGH AIR THRUST



BIRD / INSECT  
PROTECTION



IDEAL FOR KITCHEN,  
BATHROOM & RESTAURANT



POWDER  
COATED

## FEATURES

- Powerful Motor Delivers High Thrust
- Front Guard For Safety
- Ideal For Kitchens And Bathrooms
- Dynamically Balanced Metal Blades
- Vibration-Free Operation

V1

SWEEP	WATTAGE	SPEED	AIR DELIVERY
225 MM	40 W	1400 RPM	600 CMH
300 MM	55 W	1400 RPM	1250 CMH

Grey



V1 HS

SWEEP	WATTAGE	SPEED	AIR DELIVERY
225 MM	70 W	2700 RPM	1150 CMH
300 MM	80 W	2600 RPM	1600 CMH



EASY CLEANING  
FRONT PANEL



SUITABLE FOR WALL  
& GLASS MOUNTING



EASY TO  
INSTALL



RUST-PROOF  
PLASTIC BODY



IDEAL FOR KITCHEN,  
BATHROOM & RESTAURANT

## FEATURES

- Resin Body And Blade For Easy Maintenance
- High-Speed Motor And Silent Operation With Copper Winding
- Electrically Operated, Modern Design, Fashionable And Elegant Look



White



Ivory



SWEEP	WATTAGE	SPEED	AIR DELIVERY
100 MM	20 W	2600 RPM	80 CMH
150 MM	23 W	2000 RPM	240 CMH



# V4

VENTILATION FAN



# V4 HS

VENTILATION FAN



- EASY CLEANING FRONT PANEL
- SUITABLE FOR WALL & GLASS MOUNTING
- EASY TO INSTALL
- RUST-PROOF PLASTIC BODY
- IDEAL FOR KITCHEN, BATHROOM & RESTAURANT

## FEATURES

- Rasin Body And Blade For Easy Maintenance
- High-Speed Motor And Silent Operation With Copper Winding
- Electrically Operated, Modern Design, Fashionable And Elegant Look
- V4 With Shutter Prevents Dust From Outside



White

Brown

SWEEP	WATTAGE	SPEED	AIR DELIVERY
150 MM	25 W	1400 RPM	260 CMH
200 MM	30 W	1350 RPM	550 CMH
250 MM	38 W	1270 RPM	730 CMH



- EASY CLEANING FRONT PANEL
- SUITABLE FOR WALL & GLASS MOUNTING
- EASY TO INSTALL
- RUST-PROOF PLASTIC BODY
- IDEAL FOR KITCHEN, BATHROOM & RESTAURANT

## FEATURES

- Rasin Body And Blade For Easy Maintenance
- High-Speed Motor And Silent Operation With Copper Winding
- Electrically Operated, Modern Design, Fashionable And Elegant Look
- V4 With Shutter Prevents Dust From Outside



White

Brown

SWEEP	WATTAGE	SPEED	AIR DELIVERY
150 MM	40 W	2500 RPM	500 CMH
200 MM	65 W	2100 RPM	750 CMH





## Wynd<sup>®</sup> pro

FAN



### FEATURES (Pedestal Fan & Table Fan)

- Aero-Dynamically Designed And Balanced PP Blades
- 3-Speed Control
- Superior Low-Voltage Performance
- Smooth, Trouble-Free Oscillation
- Heavy And Stylish Base For Stability
- Motor Protection - Thermal Overload Protection Device

### FEATURES (Wall Mounting Fan)

- Aero-Dynamically Designed And Balanced PP Blades
- Pull Cord Control For Speed And Oscillation On-Off
- Three Speed Regulation And Beautifully Crafted Base
- Motor Protection - Thermal Overload Protection Device



### PEDESTAL FAN, WALL MOUNTING FAN & TABLE FAN

SWEEP	WATTAGE	SPEED	AIR DELIVERY
400 MM	55 W	1330 RPM	77 CMM



## Wynd<sup>®</sup> pro

HIGH SPEED FAN



### FEATURES (Pedestal Fan & Table Fan)

- Aero-Dynamically Designed And Balanced PP Blades
- 3-Speed Control
- Superior Low-Voltage Performance
- Smooth, Trouble-Free Oscillation
- Heavy And Stylish Base For Stability
- Motor Protection - Thermal Overload Protection Device

### FEATURES (Wall Mounting Fan)

- Aero-Dynamically Designed And Balanced PP Blades
- Pull Cord Control For Speed And Oscillation On-Off
- Three Speed Regulation And Beautifully Crafted Base
- Motor Protection - Thermal Overload Protection Device



### PEDESTAL FAN, WALL MOUNTING FAN & TABLE FAN

SWEEP	WATTAGE	SPEED	AIR DELIVERY
400 MM	120 W	2200 RPM	93 CMM



## Wynd<sup>®</sup> SMART ALL PURPOSE FAN



UP & DOWN  
MECHANISM



OSCILLATION  
FUNCTION



HIGH SPEED



100%  
COPPER



RUST-PROOF  
PLASTIC BODY



3-SPEED  
CONTROL



BUILT IN THERMAL  
OVERLOAD PROTECTION



IDEAL FOR KITCHEN,  
BATHROOM & RESTAURANT

### FEATURES

- Aero-Dynamically Designed And Balanced PP Blades
- Oscillation On-Off Switch
- Elegantly Designed Fan Base
- Smooth, Trouble-Free Oscillation
- Can Be Used As Wall Or Table Fan

White



Red



SWEEP	WATTAGE	SPEED	AIR DELIVERY
225 MM	50 W	2600 RPM	30 CMM
300 MM	70 W	2300 RPM	50 CMM



ALL  
METAL  
CONSTRUCTION



## FARRATA PRO-NS FAN



POWERFUL MOTOR



HIGH AIR THRUST



UP & DOWN  
MECHANISM



3-SPEED  
CONTROL



POWDER  
COATED


### FEATURES

- Delivers High Air Thrust And High Air Delivery
- Heavy Metal Body And Rugged Motor
- Aluminium Blades For Stability And Durability
- 3-Speed Control
- Powerful, Energy-Efficient, Heavy-Duty Motor



SWEEP	WATTAGE	SPEED	AIR DELIVERY
500 MM	145 W	1430 RPM	6000 CMH

FEEL THE  
Breeze



**GreatWhite**  
Electricals

Proudly ranked among Asia's Top 50 fastest-growing brands, GreatWhite embarked on its journey in 2012. Over the years, the company has established itself as an innovative, stylish and contemporary brand. From switches to LEDs and MCBs to fans, GreatWhite covers the entire electrical spectrum.

With ambitious leaders, a passionate team, a drive to excel and the expertise to support it all, GreatWhite stands as a future-ready and innovative brand. Having celebrated bright moments in the past and with even brighter milestones on the horizon, the sky is the limit for the company.



SWITCHES & HOME AUTOMATION



LED LIGHTING



WIRES & CABLES



uPVC CONDUITS



MCBs & RCCBs

\*Image shown in the catalogue is for representation purpose only. Actual product may differ.